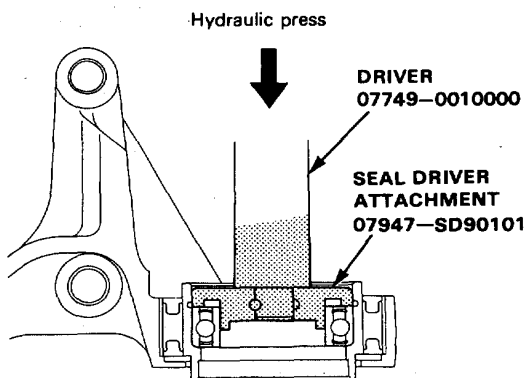


Intermediate Shaft

Reassembly

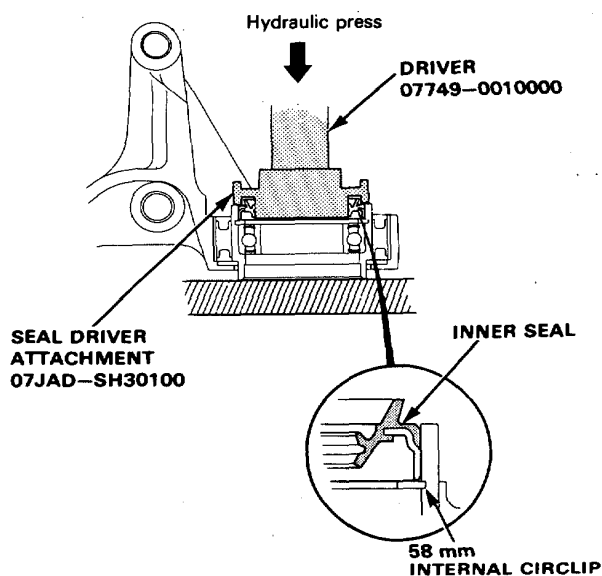
1. Press the intermediate shaft bearing into the bearing support using the special tools.



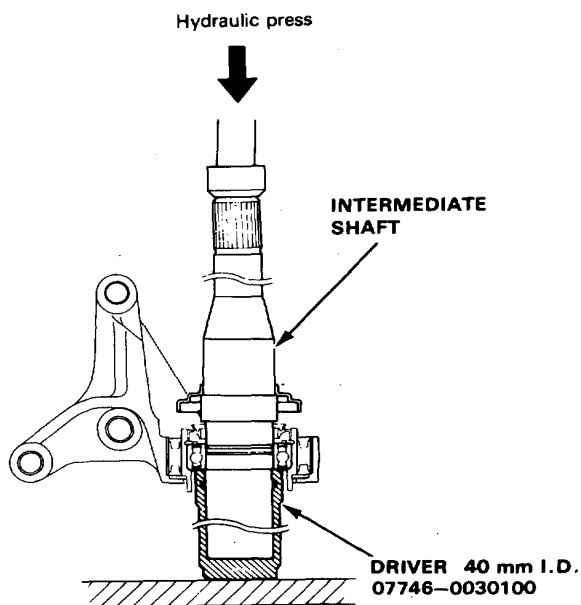
2. Seat the 58 mm internal circlip in the groove of the bearing support.

CAUTION: Install the circlip with the tapered end facing out.

3. Press the intermediate shaft inner seal into the bearing support using the special tools.



4. Press the intermediate shaft into the shaft bearing using the special tool.



5. Seat the 38 mm external circlip in the groove of the intermediate shaft.

CAUTION: Install the circlip with the tapered end facing out.

6. Press the outer seal into the bearing support using the special tools.

